

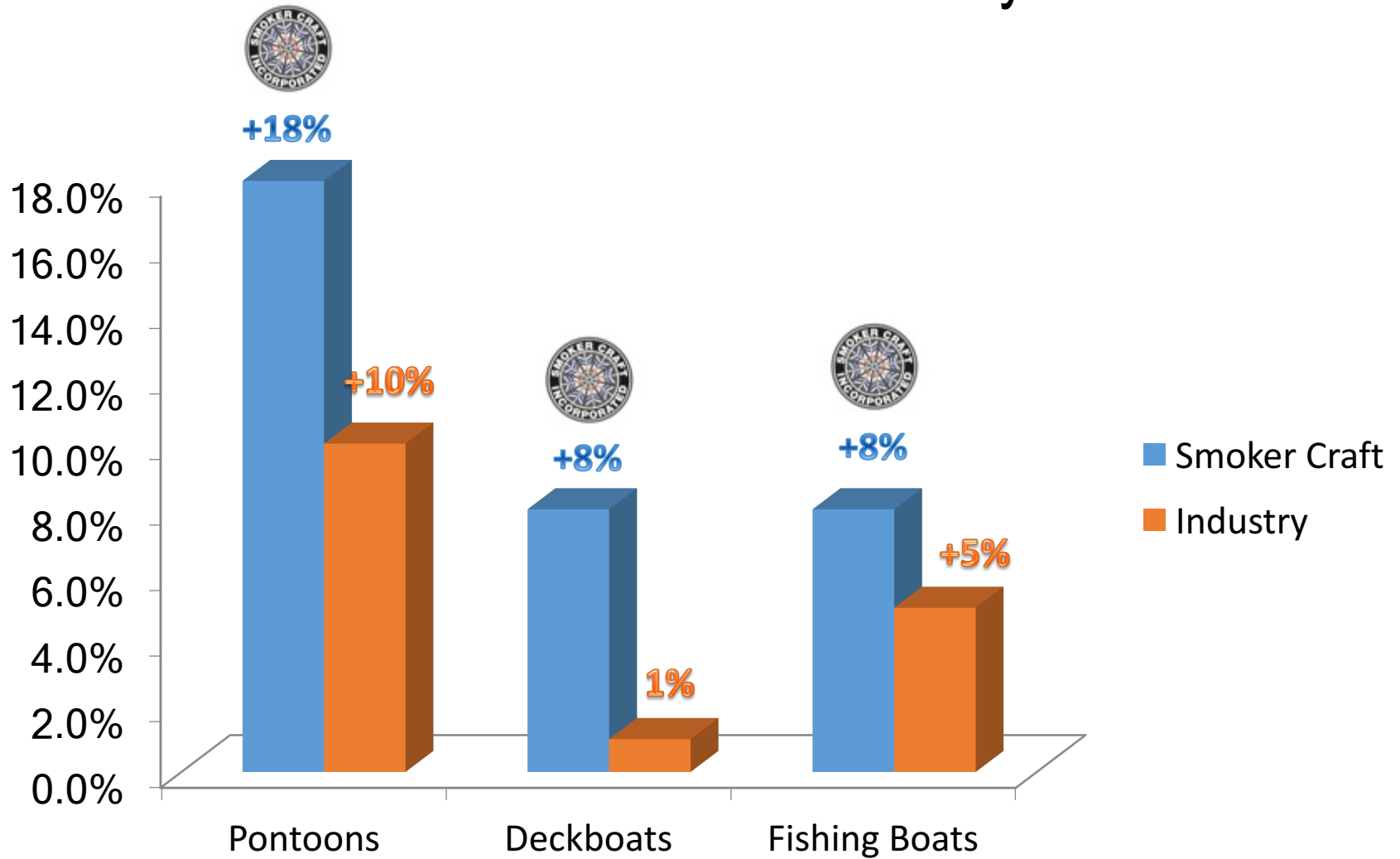


2017

Sylvan vs. Bennington



Our Growth vs. Industry 2016





Warranty Overview

Bennington

- Ltd lifetime structural and wood warranty to the original owner.
Transferable within 10 years of the original sale.
- 5 year bow to stern coverage. If you join “Club Bennington” 10- Year Bow to Stern
If a transfer occurs the remaining balance of the standard 5 year warranty will apply.

Sylvan

- Ltd lifetime structural and wood warranty to the original owner.
Transferable within 10 years of the original sale.
- ✓ 6 year bow to stern coverage. If a transfer occurs the remaining balance of the 6 year warranty will apply.
- ✓ “New” Starting January 1st, 2017 to March 31st, 2017 “Winter Cash Sales Event”
Substitute the cash for a + 4 Year Ltd warranty extension. Combined with our Lifetime + 6 warranty will give a total of 10 years bow to stern coverage.



Bennington's Top Selling Models

- # 1. "S" models
- # 2. "G" models
- # 3. "R" models
- # 4. "Q" models



Bennington Model Designators

- S- Series Value
- G- Series Mid range luxury
- R- Series High end luxury
- Q- Series High end luxury w/ curved fiberglass bow fencing



Bennington Model Designators

S Series

- SL “L” Group (Cruise model)
- SLM “M” Playpen moved back 6” (Same price as SL)
- SS 2 point stern fish. Cruise & Fish model
- SLX- Radius bow furniture, extruded skirting
- SLXP Premium When at the end of model designator

Example: SLXP = S Model, L cruise, X step up from S, P premium

-Sylvan Mirage CRS (Non LE) is be a big step up from the SLXP
add an LE package and this would take the Mirage to a G series



2017 Changes Bennington “S” Model

- Flush Bow Standard (Same as SX last year)
- KMC 1 Radio Standard
- Full Woven Vinyl Floor Standard
- Four Step Aluminum Ladder Standard






2017 Changes Bennington

Bennington

- Woven Vinyl Standard on all
- S Series
- SX Series
- SXP Series
- G Series



Woven Vinyl Beige Full Flooring

903146

\$0



New 2017 Bennington “ S” Models

- 22 & 24 SSBXP (Swingback) Like the Harris
- 22 SSR (Stern Radius) Like our LZ model
- 22 & 24 SSRCXP (Stern Radius w/ long port stern lounge)
- 22 & 24 SSFBXP (Fastback) w/ Ext stern deck
- 25 SSXAPG (2- Point Stern Fish Dual Gates)



24 SSFBX



Bennington “S” Models

- Change room is an option
- Nav lights are mounted on bow deck
- Docking lights are an option and mounted in a plastic pod with the Nav lights on bow deck.
- 23” Tubes are Std on 20’ and under, 25” tube option \$579.00 Retail
- Rub rail with vinyl insert is an option. Called “Heavy Duty Rub Rail”
- About 16’ of playpen area on the SL 20
- SL “M” models have the playpen moved aft 6”
- No radius on front lounges, no gate seat option
- Fence panels are low in height
- No recessed drink holders. Option for portable
- S model cross members are on 24” centers, not 16”



Bennington “S” Series



S & SX Series models are on 24" centers



Bennington "S" Models



Std Nav Light



Optional Dock Light w/ Nav



Non Radius Front Loungers
No Gate Seat Option



Bennington “S” Models

- Narrow Side Gate




- Aluminum Rub Rail
Option Rub Rail w/ vinyl insert






Sylvan Vs. Bennington “S”

✓ Sylvan Full Water Diversion



✓ Sylvan Dual Action Seat Hinge
Lowers The Cushion Making It Easy to Access
Stowed Items.

- Bennington Water Can Enter From
Sides



- Single Action Seat Hinge



Sylvan Mirage vs. Bennington "S"



Mirage Helm

- ✓ Door Is Rock Solid
- ✓ Wide Opening
- ✓ Cooler Storage
- ✓ Recessed Foot Area (more leg room)



S Series Helm

- Flimsy Plastic Door
- Narrow Opening
- No Foot Recessed Area



Mirage Non LE vs. S Series



Mirage Features

- ✓ Recessed Drink Holders
- ✓ Wide Chaise Lounges
- ✓ Lounger Side Storage
- ✓ Radius Bow Loungers
- ✓ Option for a gate seat
- ✓ Toe Kick Design Seat Bases



Bennington S Series

- Portable drink holders
- Narrow Chaise Lounge
- No Lounger Side Storage
- Non Radius Bow Loungers
- No option for a gate seat
- No Toe Kicks



Bennington S Model Gates



Sylvan Mirage

- ✓ Square Gates
(don't require finger guards)
- ✓ Spring Loaded Hinges
(assist in lifting the gates and prevent binding)



Bennington S Series

- Radius Gates (outdated Look)
- Radius Gates (require finger guards)
- No Spring Loaded Hinges

- Bennington Uses Square Gates on SX-G-S-Q Series models



Sylvan vs. Bennington


Comparing Models



820 Mirage CRS vs. 20 SL

Sylvan

- ✓ Radius Front Loungers
- ✓ Full Seat Water Diversion
- ✓ Higher Hp Rating
- ✓ More Fuel Cap
- ✓ Recessed Drink Holders
- ✓ Full Height Fence Panels
- ✓ Square Gates
- ✓ Helm Seat With Arms





820 Mirage CRS vs. 20 SL

2017 Sylvan Comparison						
Sylvan	Boat Only			Incl	Bennington	
820 Mirage CRS					20 SLM (Same as 20 SL. "M" Playpen moved aft 6")	
w/ T50 LB Yamaha				Incl	w/ T50LB Yamaha	Boat w/ Motor Incl
Pre Rig				Incl	Pre Rig	Included
Package Upgrade					Package Upgrade	
Carpet or Full Vinyl	Carpet Std	Option Vinyl		Incl	Carpet or Full Vinyl	Woven Vinyl
Deck Length	19'				Deck Length	18' 11"
Overall Length	20' 10"				Overall Length	20' 5"
Tube Length	19' 6"				Tube Length	19' 4"
Beam	8'				Beam	8' 6"
Max HP	90 Hp				Max HP	70 Hp 23" Tube 90 Hp 25" Tube
Max HP (Tritoon)					Max HP (Tritoon)	
Fuel Cap (gal)	30 Gal				Fuel Cap (gal)	21 Gal Usable
Dry Weight	1375				Dry Weight	1723
Max Persons	9				Max Persons	8 w/23" Tubes, 10w/ 25" Tubes
Max Capacity (lbs)	2- Tube 1270				Max Capacity (lbs)	
Tube Dia (in)	23"				Tube Dia (in)	23" Std Tube
Tube Gauge (in)	0.80				Tube Gauge (in)	0.80
Extruded Keel Full Lengh	Std				Extruded Keel Full Lengh	Std
Roto Cast Bases w/ Vinyl	Roto w/out vinyl				Roto Cast Bases w/ Vinyl	Roto w/out vinyl
Under Seat Full Water Diversion	Std				Under Seat Full Water Diversion	Backside Only
Dual Action Seat Bottom Hinge	Yes				Dual Action Seat Bottom Hinge	No
Side Gate Width	30"				Side Gate Width	Narrow
Rub Rail w/ Vinyl Insert	Std				Rub Rail w/ Vinyl Insert	Option
Location Nav Lights & Docking	On Fence				Location Nav Lights & Docking	Bow Deck
Gauges	Tach & Fuel	Option Speed, Trim			Gauges	Fuel, Tach, Trim
Bimini Top Length	8' 6"				Bimini Top Length	10' Std
Radio	Millentia w/ Bluetooth				Radio	Sony M50 w/Bluetooth
Number of Speakers	2- Std	Option for 2 more			Number of Speakers	4 Std
Full Height Fence Panel	Yes				Full Height Fence Panel	No
Recessed Drink Holders	Std				Recessed Drink Holders	No
Boarding Ladder # of Steps	4- Step Std				Boarding Ladder # of Steps	4- Step Alum Std
Playpen Cover	Option	Cover Installed		Incl	Playpen Cover	Std
Change Room	Standard				Change Room	Option walk in
Tilt Steering	Option				Tilt Steering	Option
Helm Seat	Std Chair w/ arms, Seat slider				Helm Seat	Bucket w/ slider
Mood Lights	Option				Mood Lights	Option
Dealer Meeting Specials				Incl		
Total						
				\$18,392		\$18,888

We're about \$496.00 Less



8520 Mirage CRS vs. 20 SL

Sylvan

- ✓ Radius Front Loungers
- ✓ Full Seat Water Diversion
- ✓ 30" Side Gate
- ✓ Gate Seat Option
- ✓ Recessed Drink Holders
- ✓ Recessed Docking Lights
- ✓ Larger Playpen
- ✓ Taller Fence Panels
- ✓ Higher Hp Rating
- ✓ Square Gates
- ✓ Spring Assist Gate Lift
- ✓ Toe Kick Seat Bases
- ✓ Helm Seat With Arms





8520 Mirage CRS vs. 20 SL

2017 Sylvan Comparison						
Sylvan				Bennington		
8520 Mirage CRS		Boat Only	Incl	20 SLM (Same as 20 SL. "M" Playpen moved aft 6")		
w/ T50 LB Yamaha			Incl	w/ T50LB Yamaha	Boat w/ Motor	Incl
Pre Rig			Incl	Pre Rig	Included	
Package Upgrade				Package Upgrade		
Carpet or Full Vinyl	Carpet Std	Option Vinyl	Incl	Carpet or Full Vinyl	Woven Vinyl	
Deck Length	19'			Deck Length	18' 11"	
Overall Length	20' 10"			Overall Length	20' 5"	
Tube Length	19' 8"			Tube Length	19' 4"	
Beam	8' 6"			Beam	8' 6"	
Max HP	115 Hp			Max HP	70 Hp 23" Tube 90 Hp 25" Tube	
Max HP (Tritoon)	200 Hp			Max HP (Tritoon)		
Fuel Cap (gal)	30 Gal			Fuel Cap (gal)	24 Gal- 21 usable	
Dry Weight	1850			Dry Weight	1723	
Max Persons	10			Max Persons	9 w/ 23" tube- 10 w/ 25" tube	
Max Capacity (lbs)	2- Tube 1410			Max Capacity (lbs)		
Tube Dia (in)	25"			Tube Dia (in)	23" Std Tube	Option 25" Dia
Tube Gauge (in)	0.80			Tube Gauge (in)	0.80	
Extruded Keel Full Length	Std			Extruded Keel Full Length	Std	
Roto Cast Bases w/ Vinyl	Roto w/out vinyl			Roto Cast Bases w/ Vinyl	Roto w/out vinyl	
Under Seat Full Water Diversion	Std			Under Seat Full Water Diversion	Backside Only	
Dual Action Seat Bottom Hinge	Yes			Dual Action Seat Bottom Hinge	No	
Side Gate Width	30"			Side Gate Width	Narrow	
Rub Rail w/ Vinyl Insert	Std			Rub Rail w/ Vinyl Insert	Option	Incl
Location Nav Lights & Docking	On Fence			Location Nav Lights & Docking	Bow Deck	Dock light option
Gauges	Tach & Fuel	Option Speed, Trim		Gauges	Fuel, Tach, Trim	
Bimini Top Length	8' 6"			Bimini Top Length	10' Std	
Radio	Millentia w/ Bluetooth			Radio	Sony M50 w/Bluetooth	
Number of Speakers	2- Std	Option for 2 more		Number of Speakers	4 Std	
Full Height Fence Panel	Yes			Full Height Fence Panel	No	
Recessed Drink Holders	Std			Recessed Drink Holders	No	
Boarding Ladder # of Steps	4- Step Std			Boarding Ladder # of Steps	4- Step Alum Std	
Playpen Cover	Option	Cover Installed	Incl	Playpen Cover	Std	
Change Room	Standard			Change Room	Option walk in	Incl
Tilt Steering	Option			Tilt Steering	Option	
Helm Seat	Std Chair w/ arms, Seat slider			Helm Seat	Bucket w/ slider	
Mood Lights	Option			Mood Lights	Option	
Dealer Meeting Specials			Incl			
Total			\$19,617			\$19,300

We're about \$317.00 More



Bennington SX Series



Shown with optional black out package and Tri Toon option



Bennington SX Model Features

- Radius Bow Loungers
- Gate Seat Option
- Flush Bow Deck
- Extruded Skirting
- Full Height Fence Panels
- G Series Helm Recliner
- Woven Vinyl Floor Std
- Four Step Ladder
- KMC 1 Stereo Std
- Square Gates





Sylvan Mirage vs. Bennington SX

Sylvan

- ✓ Radius Front Loungers
- ✓ Full Seat Water Diversion
- ✓ 30" Side Gate
- ✓ Gate Seat Option
- ✓ Recessed Drink Holders
- ✓ Recessed Docking Lights
- ✓ Larger Playpen
- ✓ Taller Fence Panels
- ✓ Higher Hp Rating
- ✓ Square Gates
- ✓ Spring Assist Gate Lift
- ✓ Toe Kick Seat Bases



20 SLX

- Portable Drink Holder Option
- Narrow Chaise Lounges
- Radius Front Loungers
- Gate Seat Option
- No Toe Kicks





8520 Mirage CRS vs. 20 SLX

2017 Sylvan Comparison							
Sylvan				Bennington			
8520 Mirage CRS		Boat Only	Incl	20 SLX Cruise		Boat w/ Motor	Incl
w/ T50LB			Incl	w/ T50LB Yamaha			
Pre Rig			Incl	Pre Rig	Included		
Package Upgrade				Package Upgrade			
Carpet or Full Vinyl	Carpet Std	Option Vinyl	Incl	Carpet or Full Vinyl	Woven Vinyl		0
Deck Length	19'			Deck Length	19' 6"		
Overall Length	20' 10"			Overall Length	21'		
Tube Length	19' 8"			Tube Length	19' 4"		
Beam	8' 6"			Beam	8' 6"		
Max HP	115 Hp			Max HP	70 Hp 23" Tube 90 Hp 25" Tube		
Max HP (Tritoon)	200 Hp			Max HP (Tritoon)	115 Hp		
Fuel Cap (gal)	30 Gal			Fuel Cap (gal)	24 Gal- 21 usable		
Dry Weight	1850			Dry Weight	1,723		
Max Persons	10			Max Persons	23" tubes 9 people -25" tubes 10 people		
Max Capacity (lbs)	2- Tube 1410			Max Capacity (lbs)			
Tube Dia (in)	25"			Tube Dia (in)	23" Std	25" Upgrade	Incl
Tube Gauge (in)	0.80			Tube Gauge (in)	0.080		
Extruded Keel Full Lengh	Std			Extruded Keel Full Lengh	Std		
Roto Cast Bases w/ Vinyl	Roto w/out vinyl			Roto Cast Bases w/ Vinyl	Roto w/out vinyl		
Under Seat Full Water Diversion	Std			Under Seat Full Water Diversion	Backside only		
Dual Action Seat Bottom Hinge	Yes			Dual Action Seat Bottom Hinge	No		
Side Gate Width	30"			Side Gate Width	Narrow		
Rub Rail w/ Vinyl Insert	Std			Rub Rail w/ Vinyl Insert	Option		Incl
Location Nav Lights & Docking	On Fence			Location Nav Lights & Docking	Bow Deck	Dock light option	Incl
Gauges	Tach & Fuel	Option Speed, Trim		Gauges	Fuel, Tach, Trim		
Bimini Top Length	8' 6"			Bimini Top Length	10'		
Radio	Millentia w/ Bluetooth			Radio	Sony M50 w/Bluetooth		
Number of Speakers	2- Std	Option for 2 more		Number of Speakers	4		
Full Height Fence Panel	Yes			Full Height Fence Panel	Yes		
Recessed Drink Holders	Std			Recessed Drink Holders	N/A		
Boarding Ladder # of Steps	4- Step Std			Boarding Ladder # of Steps	4- Step Alum Std		
Playpen Cover	Option	Cover Installed	Incl	Playpen Cover	Std		
Change Room	Standard			Change Room	Option		Incl
Tilt Steering	Option			Tilt Steering	Option		
Helm Seat	Std Chair w/ arms, Seat slider			Helm Seat	Bucket w/ slider	Upgrade	Incl
Mood Lights	Option			Mood Lights	Option		
Dealer Meeting Specials		Incl					
Total			\$19,844				\$20,350

We're about \$506.00 less



8520 Mirage CRS vs. 21 SLX





8520 Mirage CRS vs. 21 SLX

Sylvan STD Interior

- ✓ Recessed Drink Holders
- ✓ Wide Seat Cushions
- ✓ Helm Recessed Foot Area





8520 Mirage CRS vs. 21 SLX

2017 Sylvan Comparison						
Sylvan			Bennington			
8520 Mirage CRS		Boat Only	Incl	20 SLX Cruise		
w/ T50LB Yamaha			Incl	w/ T50LB Yamaha		Boat w/ Motor Incl
Pre Rig			Incl	Pre Rig	Included	
Package Upgrade				Package Upgrade		
Carpet or Full Vinyl	Carpet Std	Option Vinyl	Incl	Carpet or Full Vinyl	Woven Vinyl	0
Deck Length	19'			Deck Length	20' 6"	
Overall Length	20' 10"			Overall Length	21'	
Tube Length	19' 8"			Tube Length	20' 4"	
Beam	8' 6"			Beam	8' 6"	
Max HP	115 Hp			Max HP	115 Hp	
Max HP (Tritoon)	200 Hp			Max HP (Tritoon)	150 Hp	
Fuel Cap (gal)	30 Gal			Fuel Cap (gal)	21 Gal	
Dry Weight	1850			Dry Weight	1,896	
Max Persons	10			Max Persons	10	
Max Capacity (lbs)	2- Tube 1410			Max Capacity (lbs)		
Tube Dia (in)	25"			Tube Dia (in)	25"	
Tube Gauge (in)	0.80			Tube Gauge (in)	0.080	
Extruded Keel Full Lengh	Std			Extruded Keel Full Lengh	Std	
Roto Cast Bases w/ Vinyl	Roto w/out vinyl			Roto Cast Bases w/ Vinyl	Roto w/out vinyl	
Under Seat Full Water Diversion	Std			Under Seat Full Water Diversion	Backside only	
Dual Action Seat Bottom Hinge	Yes			Dual Action Seat Bottom Hinge	No	
Side Gate Width	30"			Side Gate Width	Narrow	
Rub Rail w/ Vinyl Insert	Std			Rub Rail w/ Vinyl Insert	Option	Incl
Location Nav Lights & Docking	On Fence			Location Nav Lights & Docking	Bow Deck	Dock light option Incl
Gauges	Tach & Fuel	Option Speed, Trim		Gauges	Fuel, Tach, Trim	
Bimini Top Length	8' 6"			Bimini Top Length	10'	
Radio	Millentia w/ Bluetooth			Radio	KMC-1 w/Bluetooth	
Number of Speakers	2- Std	Option for 2 more		Number of Speakers	4	
Full Height Fence Panel	Yes			Full Height Fence Panel	Yes	
Recessed Drink Holders	Std			Recessed Drink Holders	N/A	
Boarding Ladder # of Steps	4- Step Std			Boarding Ladder # of Steps	4- Step Alum Std	
Playpen Cover	Option	Cover Installed	Incl	Playpen Cover	Std	
Change Room	Standard			Change Room	Option	Incl
Tilt Steering	Option			Tilt Steering	Option	
Helm Seat	Std Chair w/ arms, Seat slider			Helm Seat	Reclining w/ slider	
Mood Lights	Option			Mood Lights	Option	
Max Discount Level Plus Cash		Incl		Max Discount Level Plus Cash		Incl
Dealer Meeting Specials		Incl				
Total			\$19,844			\$21,021

We're about \$1,177.00 less



Bennington SX “P” Premium Model

Bennington Premium Model Features

- Upgraded Console
- Furniture Styles Available
- Standard Diamond Pressed
- Option SXP Pillow Top Diamond Pressed
(Recessed drink holders and speakers in lumbar) Average Retail \$892.00
- Option SXP Pillow Top Dzigno Pressed
(Recessed drink holders and speakers in lumbar) Average Retail \$773.00
- Seat Bases Feature Toe Kicks
- Full Woven Vinyl Flooring Standard
- Four Step Aluminum Ladder
- “G” Series Helm Recliner Standard
- KCM 1 Stereo



Bennington S Model Helms

Bennington

- S Series Helm
- SX Series Helm
- SXP "Premium" Series Helm
(Stitched Vinyl Brow)





Mirage Helm vs. SXP Helm



Std Mirage Helm

- Recessed Foot Area
- Large Helm Door



SX Premium Helm

- Stitched Vinyl Brow



LE Mirage Helm vs. SXP Helm



LE Mirage Helm

- ✓ Shown With Optional Built In Graph
- ✓ Recessed Foot Area
- ✓ Large Helm Door



SX Premium Helm

- Stitched Vinyl Brow
- No Option For Built In Graph



SXP Premium



Sylvan

- ✓ Extra height for tall beverages



Bennington

- Recessed Drink Holders Included In optional Furniture Styles



8522 Mirage CRS vs. 21 SLXP

Sylvan

- ✓ More Fuel Cap
- ✓ Under Seat Full Water Diversion
- ✓ Recessed Docking Lights
- ✓ Recessed Drink Holders
- ✓ Longer Deck
- ✓ Longer pontoons
- ✓ More People Cap
- ✓ Spring Assist Gate Lift

2017 Sylvan Comparison					
Sylvan			Bennington		
8522 Mirage CRS		Boat Only	Incl	21 SLXP ("L" Group)	
w/ T50LB Yamaha			Incl	w/ T50LB Yamaha	Boat w/ Motor Incl
Pre Rig			Incl	Pre Rig	Included
Package Upgrade				Package Upgrade	
Carpet or Full Vinyl	Carpet	Option Vinyl	Incl	Carpet or Full Vinyl	Woven Vinyl
Deck Length	22'			Deck Length	20' 6"
Overall Length	23' 10"			Overall Length	22'
Tube Length	22' 6"			Tube Length	20' 4"
Beam	8' 6"			Beam	8' 6"
Max HP	2- Tube 150 Hp			Max HP	2- Tube 115 Hp
Max HP (Tritoon)	250 Hp			Max HP (Tritoon)	150 Hp
Fuel Cap (gal)	30 Gall			Fuel Cap (gal)	24 Gal- 21 Uneable
Dry Weight	2100			Dry Weight	1896
Max Persons	12 w/ 2 tubes			Max Persons	10 w/ 2 tubes
Max Capacity (lbs)	1650			Max Capacity (lbs)	
Tube Dia (in)	25"			Tube Dia (in)	25"
Tube Gauge (in)	0.80			Tube Gauge (in)	0.080
Extruded Keel Full Length	Std			Extruded Keel Full Length	Std
Roto Cast Bases w/ Vinyl	Roto w/out vinyl			Roto Cast Bases w/ Vinyl	Roto w/out vinyl
Under Seat Full Water Diversion	Std			Under Seat Full Water Diversion	Backside only
Dual Action Seat Bottom Hinge	Yes			Dual Action Seat Bottom Hinge	No
Side Gate Width	30"			Side Gate Width	Narrow
Rub Rail w/ Vinyl Insert	Std			Rub Rail w/ Vinyl Insert	Option
Location Nav Lights & Docking	On Fence			Location Nav Lights & Docking	Bow Deck
Gauges	Tach & Fuel			Gauges	Fuel, Tach, Trim, Hour
Bimini Top Length	8' 6"			Bimini Top Length	10'
Radio	Millenia w/ Bluetooth			Radio	Kicker KMC1 w/Bluetooth
Number of Speakers	2- Std			Number of Speakers	4
Full Height Fence Panel	Yes			Full Height Fence Panel	Yes
Recessed Drink Holders	Std			Recessed Drink Holders	Std
Boarding Ladder # of Steps	4- Step Std			Boarding Ladder # of Steps	4- Step Alum
Playpen Cover	Option	Cover Installed	Incl	Playpen Cover	Std
Change Room	Standard			Change Room	Option
Tilt Steering	Option			Tilt Steering	Option
Helm Seat	Std Chair w/ arms, Seat slider			Helm Seat	Highback
Mood Lights	Option			Mood Lights	Option
Dealer Meeting Specials			Incl		
Total					
			\$22,814		\$21,965

We're priced about \$849.00.00 More



Mirage CnF vs. 22 SSXP (2 PT)





8522 Mirage CnF vs. 22 SSXP

Sylvan

- ✓ More Fuel Cap
- ✓ Under Seat Full Water Diversion
- ✓ Recessed Docking Lights
- ✓ Recessed Drink Holders
- ✓ Longer Deck
- ✓ Longer pontoons
- ✓ More People Cap
- ✓ 30" Side Gate
- ✓ Spring Assist Gate Lift

2017 Sylvan Comparison						
Sylvan				Bennington		
8522 Mirage CnF		Boat Only	Incl	22 SSXP (2 point stern fish)	New Premium Model	
w/ T50LB Yamaha			Incl	w/ T50LB Yamaha		Boat w/ Motor Incl
Pre Rig			Incl	Pre Rig	Included	
Package Upgrade				Package Upgrade		
Carpet or Full Vinyl	Carpet Std	Option Vinyl	Incl	Carpet or Full Vinyl	Woven Vinyl	
Deck Length	22'			Deck Length	21' 6"	
Overall Length	23' 10"			Overall Length	22' 8"	
Tube Length	22' 6"			Tube Length	21' 4"	
Beam	8' 6"			Beam	8' 6"	
Max HP	150 Hp			Max HP	115 Hp	
Max HP (Tritoon)	250 Hp			Max HP (Tritoon)	175 Hp	
Fuel Cap (gal)	30 Gal			Fuel Cap (gal)	27.2 Usable	
Dry Weight	2100			Dry Weight	2,196	
Max Persons	12			Max Persons	10	
Max Capacity (lbs)	1650			Max Capacity (lbs)		
Tube Dia (in)	25"			Tube Dia (in)	25"	
Tube Gauge (in)	0.80			Tube Gauge (in)	0.08	
Extruded Keel Full Length	Std			Extruded Keel Full Length	Std	
Roto Cast Bases w/ Vinyl	Roto w/out vinyl			Roto Cast Bases w/ Vinyl	Roto w/out vinyl	
Under Seat Full Water Diversion	Std			Under Seat Full Water Diversion	Backside only	
Dual Action Seat Bottom Hinge	Yes			Dual Action Seat Bottom Hinge	No	
Side Gate Width	30"			Side Gate Width	Narrow	
Rub Rail w/ Vinyl Insert	Std			Rub Rail w/ Vinyl Insert	Option	Incl
Location Nav Lights & Docking	On Fence			Location Nav Lights & Docking	On Deck	Dock light option Incl
Gauges	Tach & Fuel	Option Speed, Trim		Gauges	Fuel, Tach, Trim, Hour	
Bimini Top Length	8' 6"			Bimini Top Length	10'	
Radio	Millentia w/ Bluetooth			Radio	Kicker KMC1 w/ Bluetooth	
Number of Speakers	2- Std	Option for 2 more		Number of Speakers	4	
Full Height Fence Panel	Yes			Full Height Fence Panel	Yes	
Recessed Drink Holders	Std			Recessed Drink Holders	Std	
Boarding Ladder # of Steps	4- Step Std			Boarding Ladder # of Steps	4- Step Alum	
Playpen Cover	Option	Cover Installed	Incl	Playpen Cover	Std	
Change Room	Standard			Change Room	Option	Incl
Tilt Steering	Option			Tilt Steering	Option	
Helm Seat	Std Chair w/ arms, Seat slider			Helm Seat	Bucket w/ slider	Upgrade Incl
Mood Lights	Option			Mood Lights	Option	
Rod Locker	Std			Rod Locker	Option	
Dealer Meeting Specials			Incl			
Total						\$25,154
				\$23,461		

We're price about \$1,693 less



8522 Mirage LZ vs. 22 SSRX





8522 Mirage LZ vs. 22 SSRX



Bennington Helm w/Wheel Upgrade





8522 Mirage LZ vs. 22 SSRX

Sylvan

- ✓ More Fuel Cap
- ✓ Under Seat Full Water Diversion
- ✓ Recessed Docking Lights
- ✓ Recessed Drink Holders
- ✓ Longer Deck
- ✓ Longer pontoons
- ✓ More People Cap
- ✓ 30" Side Gate
- ✓ Higher Hp Rating
- ✓ Spring Assist Gate Lift

2017 Sylvan Comparison						
Sylvan			Bennington			
8522 Mirage LZ	Boat Only		Incl	22 SSRX (stern radius bench bow & stern)		
w/ T50LB Yamaha			Incl	w/ T50LB Yamaha		Boat w/ Motor Incl
Pre Rig			Incl	Pre Rig	Included	
Package Upgrade				Package Upgrade		
Carpet or Full Vinyl	Carpet Std	Option Vinyl	Incl	Flooring	Woven Vinyl	
Deck Length	22'			Deck Length	21' 6"	
Overall Length	23' 10"			Overall Length	22' 8"	
Tube Length	22' 6"			Tube Length	21' 4"	
Beam	8' 6"			Beam	8' 6"	
Max HP	150 Hp			Max HP	115 Hp	
Max HP (Tritoon)	250 Hp			Max HP (Tritoon)	Elliptical 150 Hp, SPS 25" Transom 175Hp	
Fuel Cap (gal)	30 Gal			Fuel Cap (gal)	21.4 Usable Gal	
Dry Weight	2100			Dry Weight	2- tube 2196	
Max Persons	12			Max Persons	10	
Max Capacity (lbs)	1650			Max Capacity (lbs)		
Tube Dia (in)	25"			Tube Dia (in)	25"	
Tube Gauge (in)	0.80			Tube Gauge (in)	0.080	
Extruded Keel Full Length	Std			Extruded Keel Full Length	Std	
Roto Cast Bases w/ Vinyl	Roto w/out vinyl			Roto Cast Bases w/ Vinyl	Roto w/out vinyl	
Under Seat Full Water Diversion	Std			Under Seat Full Water Diversion	Backside only	
Dual Action Seat Bottom Hinge	Yes			Dual Action Seat Bottom Hinge	No	
Side Gate Width	30"			Side Gate Width	Narrow	
Rub Rail w/ Vinyl Insert	Std			Rub Rail w/ SS Insert	Option	Incl
Location Nav Lights & Docking	On Fence			Location Nav Lights & Docking	Bow deck	Dock light option Incl
Gauges	Tach & Fuel	Option Speed, Trim		Gauges	Fuel, Tach, Trim	
Bimini Top Length	8' 6"			Bimini Top Length	10'	
Radio	Millenia w/ Bluetooth			Radio	Sony M50 Bluetooth	
Number of Speakers	2- Std	Option for 2 more		Number of Speakers	4	
Full Height Fence Panel	Yes			Full Height Fence Panel	Yes	
Recessed Drink Holders	Std			Recessed Drink Holders	Portable	
Boarding Ladder # of Steps	4- Step Std			Boarding Ladder # of Steps	4- Step Alum	
Playpen Cover	Option	Cover Installed	Incl	Playpen Cover	Std	
Change Room	Standard			Change Room	Option	Incl
Tilt Steering	Option			Tilt Steering	Option	
Helm Seat	Std Chair w/ arms, Seat slider			Helm Seat	Bucket w/ slider	Upgrade Incl
Mood Lights	Option					
Dealer Meeting Specials		Incl				
Total			\$24,000			\$24,090

We're about \$90.00 less



Mirage vs. “S” Series

Mirage Advantages

1. Full water diversion around seat bottoms
2. 30” Side gates
3. Spring Assist Gate Lift
4. Longer playpen
5. Recessed drink holders
6. Built in Nav & Docking lights
7. Heavy duty helm door with room for a cooler
8. Radius front loungers all models
9. Full height fence panels all models
10. Toe Kicks all models



8522 Mirage LZ LE vs. 2250 GSR





Bennington G Series

2250 G SR





8522 Mirage LZ LE vs. 2250 GSR

Sylvan

- ✓ Helm Recessed Foot Area (more leg room)
- ✓ Option For Built In Graph
- ✓ Recessed Drink Holders
- ✓ Extra Wide Loungers



Bennington

- No Recessed Foot Area
- No Recessed Drink Holders
- Narrow Loungers





Bennington GSR



Fuel tank is located under the portside stern lounge 2016 models. Not sure 2017?



8522 Mirage LZ LE vs. 2250 GSR

Sylvan

- ✓ More Fuel Cap
- ✓ Under Seat Full Water Diversion
- ✓ Recessed Docking Lights
- ✓ Recessed Drink Holders
- ✓ Longer Pontoons
- ✓ More People Cap
- ✓ 30" Side Gate
- ✓ Spring Assist Gate Lift

2017 Sylvan Comparison					
Sylvan			Bennington		
8522 Mirage LZ			Incl	2250 GSR (stern radius bench bow & stern)	
w/ TS0LB Yamaha			Incl	w/ TS0LB Yamaha	Boat w/ Motor Incl
Pre Rig			Incl	Pre Rig	Included
Package Upgrade	LE Package		Incl	Package Upgrade	
Carpet or Full Vinyl	Carpet Std	Option Sea Weave	Incl	Flooring	
Deck Length	22'			Deck Length	24' 1"
Overall Length	23' 10"			Overall Length	24' 9"
Tube Length	22' 6"			Tube Length	22' 4"
Beam	8' 6"			Beam	8' 6"
Max HP	150 Hp			Max HP	150 Hp
Max HP (Tritoon)	250 Hp			Max HP (Tritoon)	250 Hp- ESP Pkg w/25" transom
Fuel Cap (gal)	30 Gal			Fuel Cap (gal)	23.2 Gal usable
Dry Weight	2100			Dry Weight	2- tube 2384
Max Persons	12			Max Persons	2- tube 11 people
Max Capacity (lbs)	1650			Max Capacity (lbs)	
Tube Dia (in)	25"			Tube Dia (in)	25"
Tube Gauge (in)	0.80			Tube Gauge (in)	0.080
Extruded Keel Full Length	Std			Extruded Keel Full Length	Std
Roto Cast Bases w/ Vinyl	Roto w/out vinyl			Roto Cast Bases w/ Vinyl	Std
Under Seat Full Water Diversion	Std			Under Seat Full Water Diversion	Backside only
Dual Action Seat Bottom Hinge	Yes			Dual Action Seat Bottom Hinge	No
Side Gate Width	30"			Side Gate Width	Narrow
Rub Rail w/ Vinyl Insert	Std			Rub Rail w/ SS Insert	Option Incl
Location Nav Lights & Docking	On Fence			Location Nav Lights & Docking	Bow Deck
Gauges	Tach, Fuel, Speed, Trim. Incl in LE Pkg			Gauges	Fuel, Tach, Trim, Hour
Bimini Top Length	8' 6"			Bimini Top Length	10'
Radio	PRV 250 w/ Blue Tooth			Radio	Kicker KMCL
Number of Speakers	4- Std in LE Package			Number of Speakers	4
Full Height Fence Panel	Yes			Full Height Fence Panel	Yes
Recessed Drink Holders	Std			Recessed Drink Holders	N/A
Boarding Ladder # of Steps	4- Step SS Std in LE Package			Boarding Ladder # of Steps	Alum 4- Step Curved
Playpen Cover	Option	Cover Installed	Incl	Playpen Cover	Std
Change Room	Standard			Change Room	Option Incl
Tilt Steering	Extreme Tilt Incl in LE Pkg			Tilt Steering	Std
Helm Seat	High Back Recliner w/ slider (LE Pkg)			Helm Seat	Highback Recliner
Mood Lights	Std in LE Package			Mood Lights	Option
Dealer Meeting Specials			Incl		
Total				\$27,525	\$28,716

We're about \$1,191 Less



Selling Against G Series

Advantage Points

1. Full water diversion around seat bottoms
2. 30" Side gates
3. Spring assist gate lifts
4. Recessed drink holders
5. Built in Nav & Docking lights
6. Helm foot recessed area
7. Extra Wide loungers



Construction

Bennington cross members are not all on 16" centers. S & SX models are on 24" centers.

Bennington transom pods are secured with 8 to 12 bolts.

Sylvan cross members are on 6" centers in the stern area and then spaced at or close to 16" centers.

Sylvan transom pods are secured with 20 plus bolts.



THE
BEST BOAT BRANDS
UNIVERSITY

